

WHAT TO EXPECT NEXT

UNDERSTANDING THE ORDER PROCESS



Weaver Barns *ltd.*

"everyone needs a little structure in their life"

ORDER
PLACED

IS EVERYTHING RIGHT?

I need to check the details, options, colors and finalize any changes with my salesperson

STEP 1

ORDER
APPROVED
ORDER LOCKED

IS MY SITE COMPLETED?

If Weaver Barns is doing it, I can schedule right away

STEP 2

BUILDING
SITE READY

HAVE I CALLED TO SCHEDULE?

I have made sure the details are right and my site is done.

STEP 3

BUILD
SCHEDULED

**BUILDING
COMPLETE**

ORDER FINALIZATION

Before we can schedule your building we need to know all of the details like, colors, roofing, siding and any options. Changes cannot be made once your building is finalized without incurring change order fees. Contact your sales representative to finalize your order before scheduling.

THINGS TO FINALIZE

- Colors
- Roofing
- Siding
- Options

**CONTACT YOUR SALES
REPRESENTATIVE TO
FINALIZE YOUR ORDER**

ORDER CHANGES

Not sure about details? You can make changes to your order for free, if the order has not been finalized and approved. The order is locked once it is finalized and approved.

SITE PREPERATION

The most important part of any construction is a level and properly installed site. See our recommended methods on the next page.

THINGS TO REMEMBER

- Is my site level?
- Is it the right size?

CALL TO SCHEDULE

To schedule your building, contact our scheduling department.

THINGS YOU WILL NEED TO KNOW BEFORE CALLING

- What type of site do you have?
- What are the dimensions of your site?
- Can we drive to your site with a truck and trailer?


JR Miller

SCHEDULING & LOGISTICS MANAGER
888-289-4940 ext. 111
delivery@weaverbarns.com

AVAILABLE HOURS

8:00 am - 3:30 pm MON - FRI


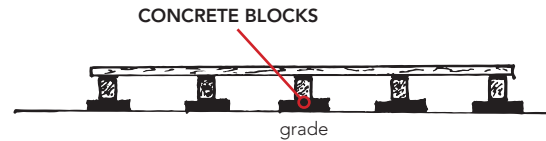
Foundation Options



BLOCK SITE PREP

FOR SMALL BUILDINGS AND BASIC LEVELING


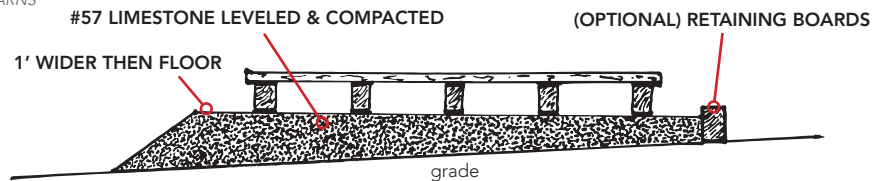
Place 8" x 16" x 2" cement blocks underneath the skids. Every skid needs a block at the front and back and then additional blocks need to be placed in the middle spaced not more than 6' apart.



LIMESTONE PAD

OUR RECOMMENDED SITE FOR SHEDS & BARN



Spread 4" of #57 limestone in a level pad 12" beyond the width and the length of the building on all sides. Also, you may want to use a 4 x 4 as an edge as shown in the example above.



POST PLATFORM FOUNDATION

A COST EFFECTIVE PERMANENT FOUNDATION

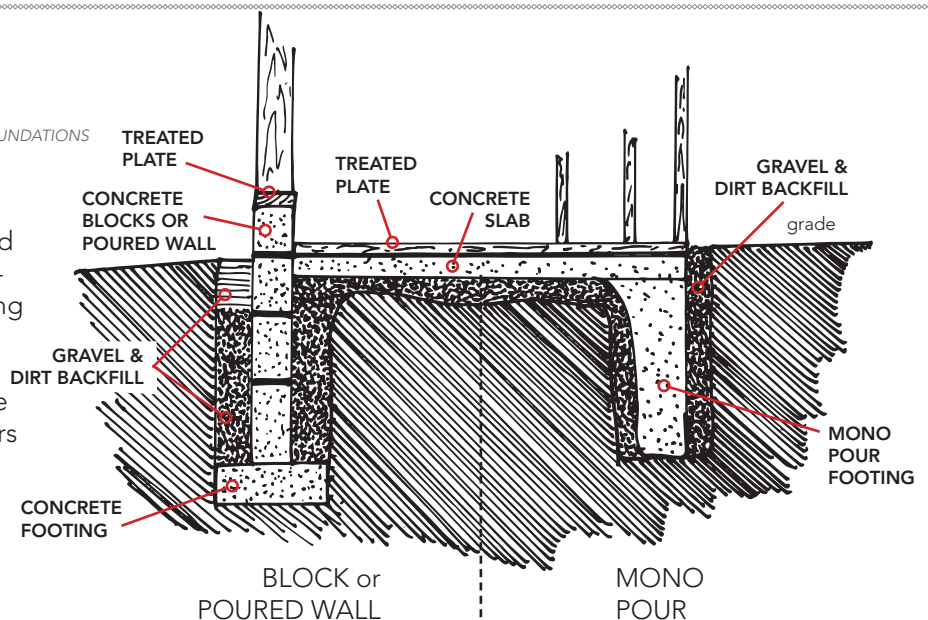
Use treated posts. Dig the post holes 32" - 42" deep. Place post pad or concrete in the bottom of the hole. Insert posts. Fasten cross beam joists with bolts to posts as shown making sure that the entire structure is square.



CONCRETE FOUNDATIONS

INDUSTRY STANDARD PERMANENT FOUNDATIONS

Pour the pad 1/2" less than the dimensions of the building. We attached treated plates to the bottom of the walls protecting the walls from moisture and rot. These bottom plates are fastened to the concrete pad with anchors or bolts.





7 YEAR LIMITED WARRANTY - SIGNATURE SIDINGS

IF ANYTHING GOES WRONG OR IF WE DID SOMETHING WRONG WE WILL TAKE CARE OF IT

EXCLUSIONS

ACTS OF GOD, IMPROPER MAINTENANCE, USER DAMAGE, PAINT & STAIN,
SEASONAL SETTLING, SHINGLE BLOW-OFFS DUE TO WIND

2 YEAR LIMITED WARRANTY - ECO PRO

IF ANYTHING GOES WRONG OR IF WE DID SOMETHING WRONG WE WILL TAKE CARE OF IT

EXCLUSIONS

ACTS OF GOD, IMPROPER MAINTENANCE, USER DAMAGE, PAINT & STAIN,
SEASONAL SETTLING, SHINGLE BLOW-OFFS DUE TO WIND

LEVELING

Due to the weight of your building, natural settling may occur over a period of time and it may become necessary to re-level the building. This limited warranty does not include re-leveling. WEAVER BARNS will provide this service for a reasonable fee.

PAINT & STAIN

Weaver Barns warranties our application of stain or paint for a period of 12 months starting from the delivery date of a structure. The warranty covers defective product, or incorrect application of product.



Weaver Barns *ltd.*

"everyone needs a little structure in their life"


1696 State Route 39 • Sugarcreek, OH • 44681
Phone 330.852.2103 • Fax 330.852.7804 • info@weaverbarns.com

Annual Maintenance Guide

Regular maintenance is key for the longevity of your structure. An annual inspection and appropriate maintenance can dramatically increase the life of your structure.

- ARE MY DOORS LEVEL?
- WHAT IS THE CONDITION OF MY PAINT OR STAIN?
- ARE THERE ANY SHINGLES MISSING OR BROKEN
- HAVE I CHECKED THE BOTTOM OF MY SIDING FOR EXPOSURE
- HAVE I CHECKED THE BOTTOM OF MY DOORS FOR EXPOSURE

IMPORTANT AREAS TO CHECK



Bottom Of Doors Needs To Be Protected With Regular Maintenance To Avoid Premature Failure

Bottom Of Siding Needs To Be Protected With Regular Maintenance To Avoid Premature Product Failure

Paint & Stain

FAQ SHEET

12 MONTH APPLICATION WARRANTY

Weaver Barns warrants any application of stain or paint for a period of 12 months starting from the delivery date of a structure. The warranty covers defective product, or incorrect application of product.

**excludes display units, excludes non-stock paint or stain brands*

PAINT HALEY PAINT 880 LOW LUSTER ACRYLIC

Realistic Life Expectancy

Pine Siding 5-7 Years

Duratemp & Smartside 7-10 Years

***MANUFACTURER PAINT PRODUCT LIMITED WARRANTY**

Haley offers a 10 year non-fade and 25 year adhesion promise

STAIN HALEY PAINT WILDERNESS URETHANE 153

Realistic Life Expectancy

Pine Siding 3-5 Years

Duratemp & Smartside 7-10 Years

***MANUFACTURER STAIN PRODUCT LIMITED WARRANTY**

Haley offers a 5 year warranty on two-coat applications

**Weaver Barns is not liable for product failure outside the one year application warranty, please contact Haley Paints (800) 390-6204*



Reorder Paint & Stain


WEAVER BARNS - 888 289-4940

HALEY PAINTS - 800 390-6204

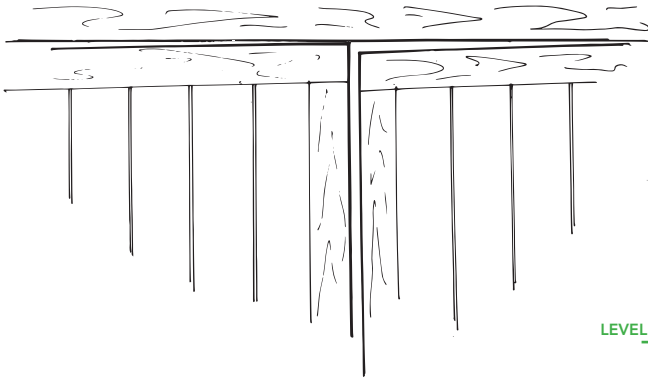
Door Alignment

A level site is critical for the proper functioning of your doors. If a site or foundation settles or shifts, it may require you to re-level your building. If you are unable to do this yourself, Weaver Barns does offer a re-leveling service for an assessed fee.

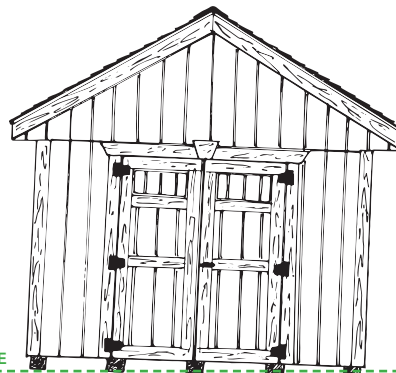
CORRECT DOOR ALIGNMENT



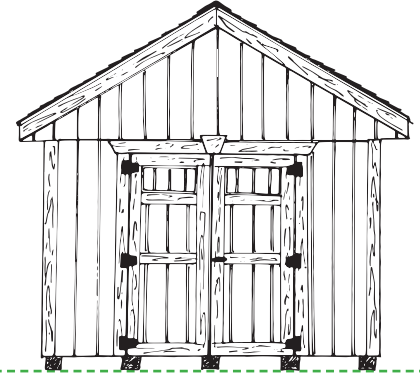
INCORRECT DOOR ALIGNMENT



BUILDING NEEDS RE-LEVELLED

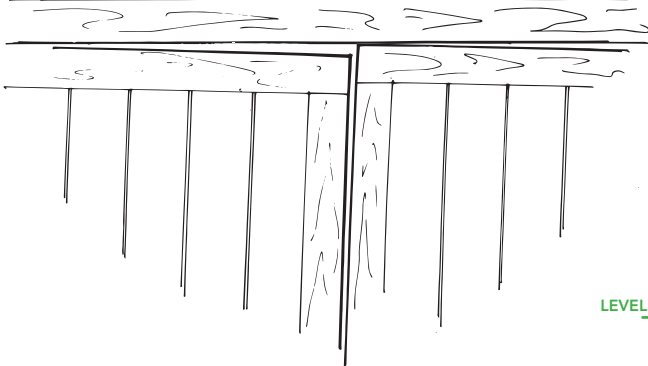


BUILDING PROPERLY LEVELLED




USE A FLOOR JACK AND SHIMMING MATERIAL TO RE-LEVEL BUILDING MAKING SURE DOORS ARE ALIGNED

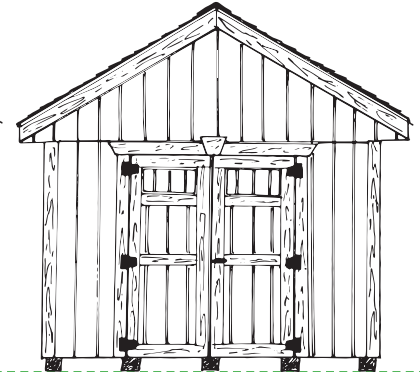
INCORRECT DOOR ALIGNMENT



BUILDING NEEDS RE-LEVELLED



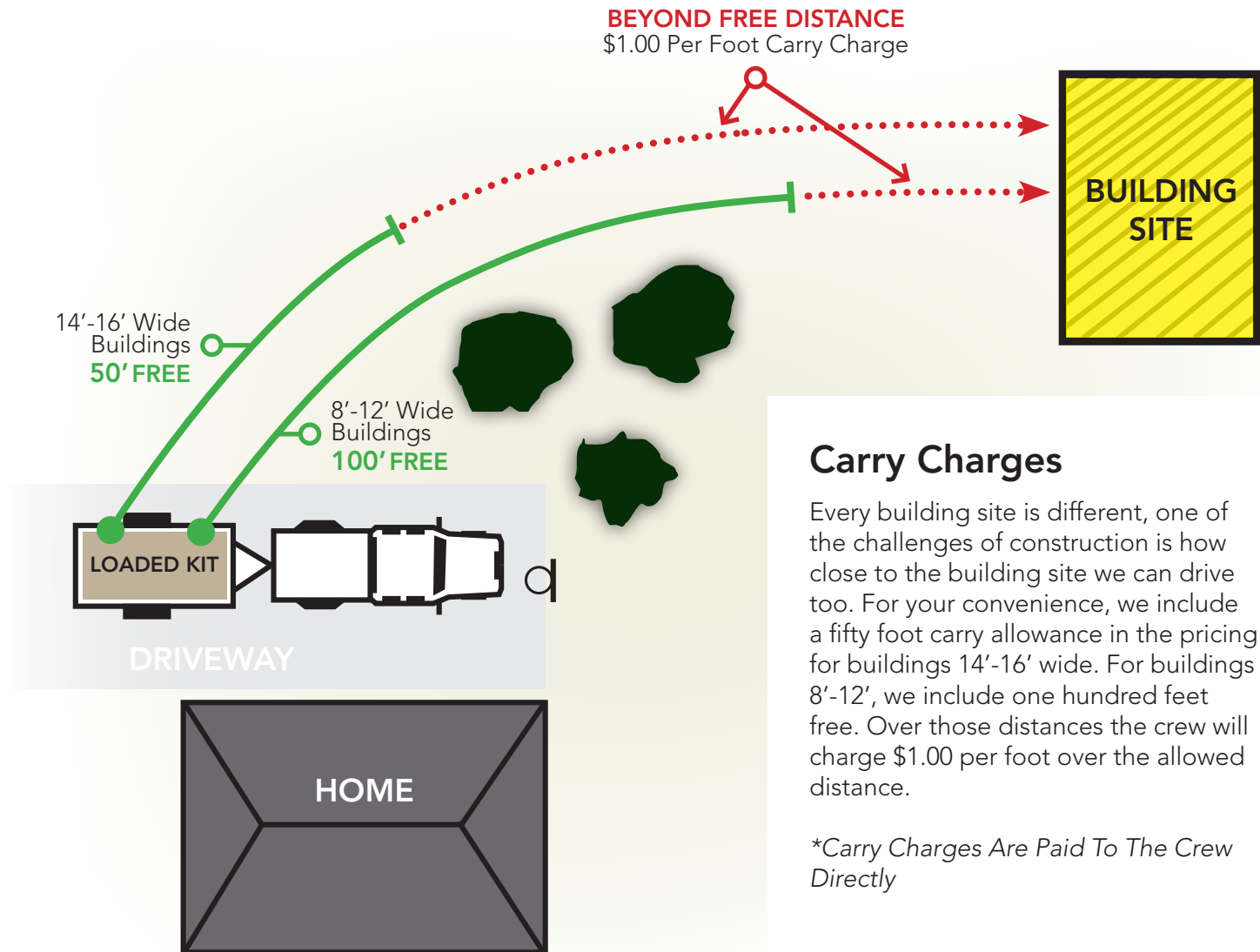
BUILDING PROPERLY LEVELLED



USE A FLOOR JACK AND SHIMMING MATERIAL TO RE-LEVEL BUILDING MAKING SURE DOORS ARE ALIGNED

To See A Video Demonstration Visit Our Website
WWW.WEAVERBARN.COM

Delivery Day



Carry Charges

Every building site is different, one of the challenges of construction is how close to the building site we can drive too. For your convenience, we include a fifty foot carry allowance in the pricing for buildings 14'-16' wide. For buildings 8'-12', we include one hundred feet free. Over those distances the crew will charge \$1.00 per foot over the allowed distance.

**Carry Charges Are Paid To The Crew Directly*

Year_{to}Year Pricing

Orders placed and not constructed the year of purchase need to be built by June 1st of the following year or order pricing will be updated to the current year.

After 24 months, the full deposit will be retained by Weaver Barns



Payment Details

These Details Are Given As A Helpful Guide
Final Payment Details Vary Per Job

BACKYARD SHEDS PAVILIONS GARAGES - UNDER \$50,000

Payment Schedule

1. 10% Down Payment at time of order
2. *Final Payment is due on the day of build.

The Crews that build your product are authorized and expect to receive payments from you.

*Garage Doors are generally not scheduled to be installed the same day of the build. Please pay in full for the garage doors even though they aren't installed the day of the final build. If this is not an option please make arrangements with Mose in accounting ahead of time for a customized payment schedule. Phone number 330-852-2103

Payment Options

- Check
- Cash
- Discover, Visa, Mastercard, American Express

Financing Options

Synchrony Bank *6 Months Deferred interest up to \$10,000
Pinnacle Financial *5 Year Loan up to \$20,000
Home Loan Investment Bank *Multiple Plans up to \$75,000

*All Financing must be in order and approved before delivery
All Financing is subject to credit approval and limits may vary

GARAGES, CABINS, HOME SHELLS - ABOVE \$50,000

2 - 3 DAY PROJECT PAYMENT SCHEDULE

1. 10% Down Payment at time of order
2. *Final Payment is due on the day of build.

3 TO 10 DAY PROJECT PAYMENT SCHEDULE

1. 10% Down Payment at time of order
2. Additional 20% Before build begins
3. Additional 30% When Shingles are installed
4. *Final Payment on last day of build

Payment Options

- Pre-arranged Bank Draw
- Check

Financing Options

Home Loan Investment Bank *Multiple Plans up to \$75,000

*All Financing must be in order and approved before delivery
All Financing is subject to credit approval and limits may vary

*Garage Doors are generally not scheduled to be installed the same day of the build. Please pay in full for the garage doors even though they aren't installed the day of the final build. If this is not an option please make arrangements with Mose in accounting ahead of time for a customized payment schedule. Phone number 330-852-2103

TURN KEY HOMES - \$95,000 AND ABOVE

1. \$2,500 Earnest Money
2. 10% At Finalization Meeting
3. Additional 10% At The Time Of Schedule
4. Additional 20% First Day On Job Site
5. Additional 20% At Time Of Shingle Install
6. Additional 20% After Siding And Windows Installed
7. Additional 10% After Major Appliance Install
8. Final Once Job Is Completed

Payment Options

- Pre-arranged Bank Draw
- Check

Financing Options

No Inhouse Financing Options
Please see your local bank