


EST. 1994



2024

CUSTOMER HANDOUT

www.weaverbarns.com

ORDER PROCESS



ORDER FINALIZATION

Before we can schedule your building we need to know all of the details like, colors, roofing, siding and any options. Changes cannot be made once your building is finalized without incurring change order fees. Contact your sales representative to finalize your order before scheduling.

THINGS TO FINALIZE

- Colors
- Roofing
- Siding
- Options
- Layout

SITE PREPERATION

The most important part of any construction project is a level and properly installed site. See our recommended methods on page 5.

CONTACT TO SCHEDULE

Steps 1 and 2 need to be completed. To schedule your building, contact our scheduling department.

Phone: 330-852-2103 (Option 2)
Email: delivery@weaverbarns.com

THINGS YOU NEED TO KNOW BEFORE CALLING

- What type of site do you have?
- What are the dimensions of your site?
- Can we drive to your site with a truck and trailer?

PERMIT DRAWINGS

Permit drawings can take two to four weeks for garages and custom backyard living. Cabins and homes currently have an estimated three to four weeks lead time. Any additional changes can take up to two weeks.

Customers are responsible to submit drawings.

PAYMENT DETAILS

These Details Are Given As A Helpful Guide
Final Payment Details Vary Per Job

BACKYARD SHEDS PAVILIONS GARAGES - UNDER \$50,000

Payment Schedule

1. 10% down payment at time of order.
2. *Final payment is due on the day of build.

The Crews that build or deliver your product are authorized and expect to receive payments from you.

**Garage Doors are generally not scheduled to be installed the same day of the build. Please pay in full for the garage doors even though they aren't installed the day of the final build. If this is not an option please make arrangements with accounts receivable in accounting ahead of time for a customized payment schedule.
Phone number 330-852-2103 (Option 3)*

Payment Options

- Check and Electronic Check
- Cash
- Discover, Visa, Mastercard, American Express*

*A 2.5% surcharge applies to amounts in excess of \$7,000

Finance Options

- Check with sales for details.

GARAGES, CABINS, HOME SHELLS - ABOVE \$50,000

PAYMENT SCHEDULE

1. 10% down payment at time of order.
2. Additional 40% is due when scheduled.
3. Final payment is due on the day of build.

**Garage Doors are generally not scheduled to be installed the same day of the build. Please pay in full for the garage doors even though they aren't installed the day of the final build. If this is not an option please make arrangements with accounts receivable in accounting ahead of time for a customized payment schedule.
Phone number 330-852-2103 (Option 3)*

Deposit Options

- Check and Electronic Check
- Credit Card*

*Up to 10% deposit with credit card

Payment Options

- Pre-arranged Bank Draw
- Check and Electronic Check

TURN KEY HOMES - \$95,000 AND ABOVE

1. 10% down payment at time of order
2. An additional 10% is due when scheduled.
3. An additional 20% is due first day on job site.
4. An additional 20% is due at time of shingle install.
5. An additional 20% is due after siding and windows installed.
6. An additional 10% is due after major appliance install.
7. Final payment is due once job is completed.

Estimated Schedule (Actual will Vary)

Payment Options

- Pre-arranged Bank Draw
- Check and Electronic Check

SHEDS & PAVILIONS

(Gable Garage and Smaller)

GARAGES & CABINS

(Workshop and Larger)

SCHEDULING PROCESS

Time Frame

You will be contacted within ten business days of when your "Accepted Sales Order" is checked as "Site Ready". If your site is complete you will be given either an estimated or confirmed date.

Confirmed Build Date

If you were given a confirmed build date, you will only be contacted again if there are questions or changes to the schedule.

Estimated Build Date

If you were given an estimated build date, you will be contacted to confirm the schedule within ten business days of the build date.

*Any changes made to an "Accepted Sales Order" can affect the build schedule.



Weaver Barns ltd.
"everyone needs a little structure in their life"

SCHEDULING PROCESS

Time Frame

You will be contacted within fifteen business days of the order becoming an "Accepted Sales Order" to discuss the foundation and build a time frame. If your foundation is scheduled or complete, you will be given either an estimated or confirmed build date.

Confirmed Build Date

If you were given a confirmed build date, you will only be contacted again if there are questions or changes to the schedule.

Estimated Build Date

If you were given an estimated build date, you will be contacted to confirm the schedule within fifteen business days of the build date.

*Any changes made to an "Accepted Sales Order" can affect the build schedule.



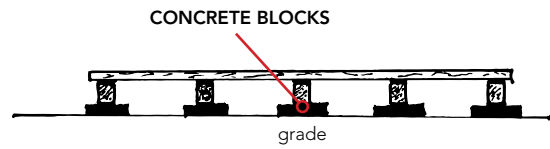
Weaver Barns ltd.
"everyone needs a little structure in their life"

FOUNDATION OPTIONS

DELIVERY DAY

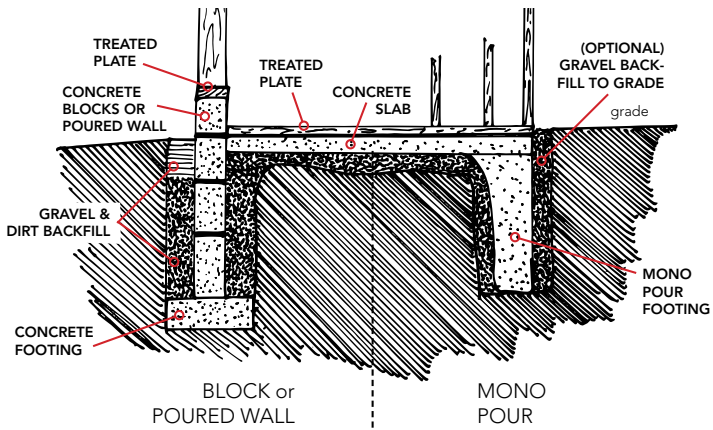
BLOCK SITE PREP

**Not Recommended For Grades Exceeding 8"*
Place 8" x 16" x 4" cement blocks underneath the skids. Every skid needs a block at the front and back and then additional blocks need to be placed in the middle spaced not more than 6' apart.



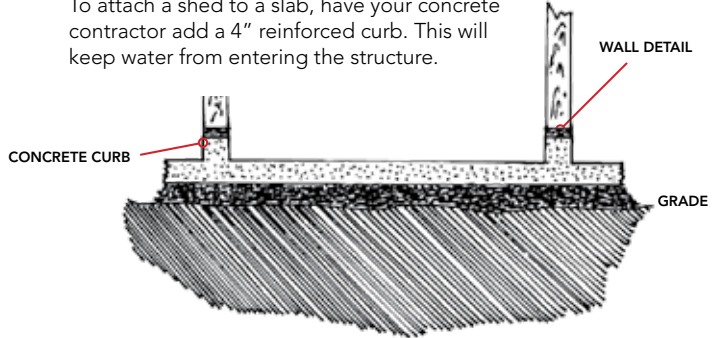
CONCRETE FOUNDATIONS

Pour the pad 1/2" less than the dimensions of the building. We attached treated plates to the bottom of the walls protecting the walls from moisture and rot. These bottom plates are fastened to the concrete pad with anchors or bolts.



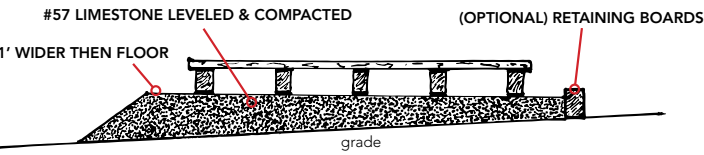
SHED ON SLAB

To attach a shed to a slab, have your concrete contractor add a 4" reinforced curb. This will keep water from entering the structure.




LIMESTONE PAD

**The Most Popular Choice For Sheds*
Spread 4" of #57 limestone in a level pad 12" beyond the width and the length of the building on all sides. Also, you may want to use a 4 x 4 as an edge as shown in the example below.

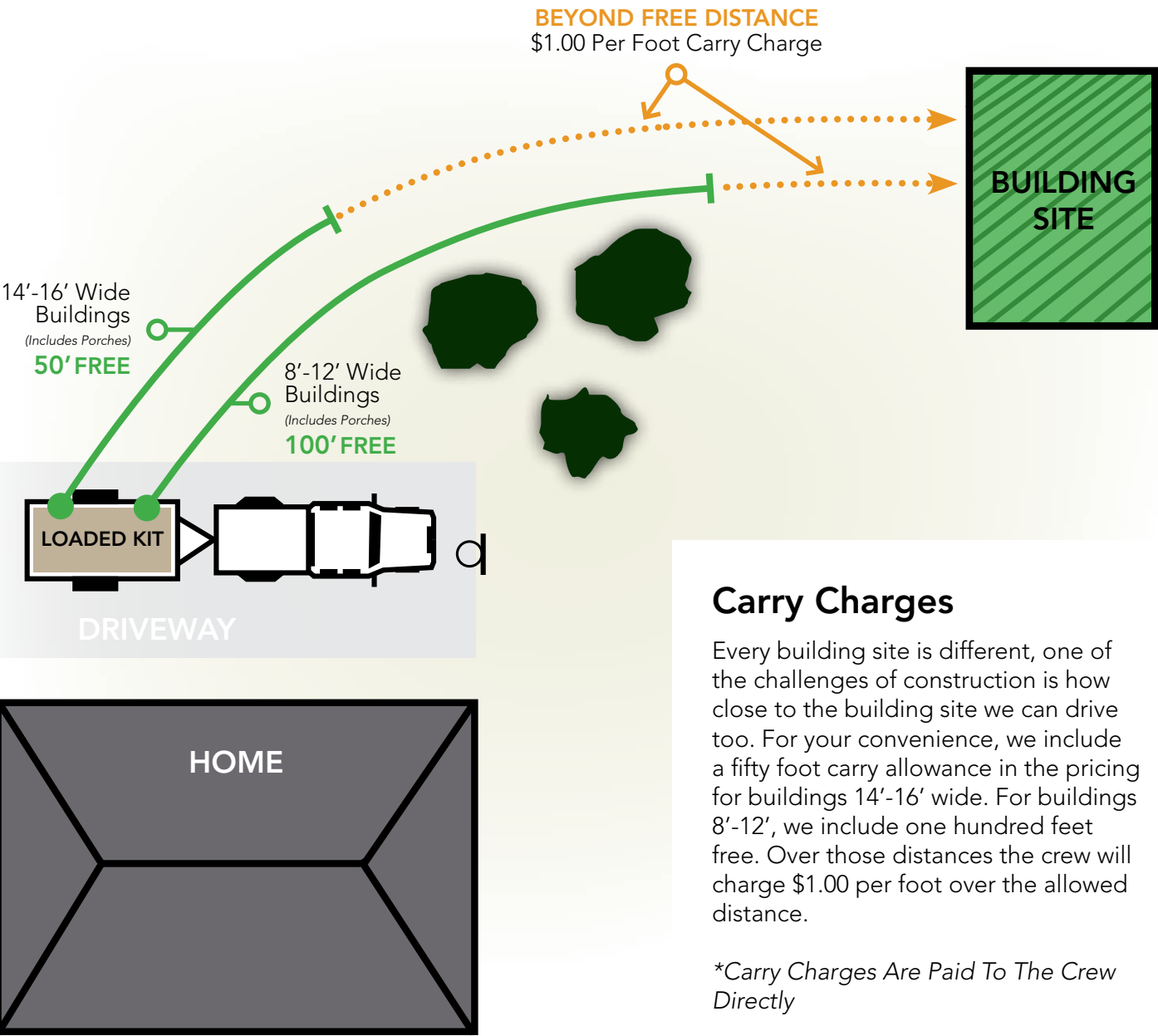
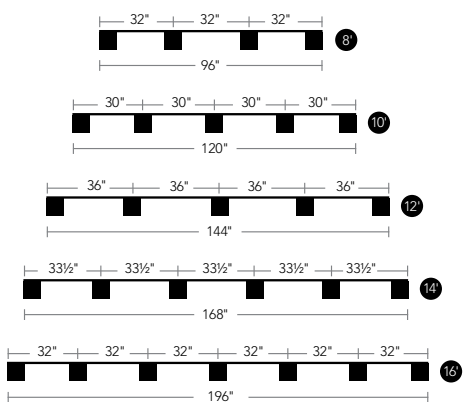


POST PLATFORM FOUNDATION

Use treated posts. Dig the post holes 32" - 42" deep. Place post pad or concrete in the bottom of the hole. Insert posts. Fasten cross beam joists with bolts to posts as shown making sure that the entire structure is square.



SKID PLACEMENT



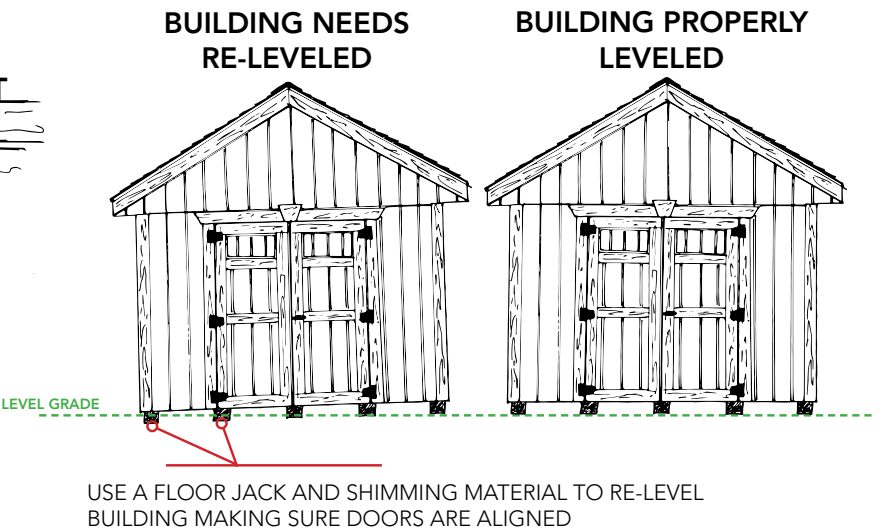
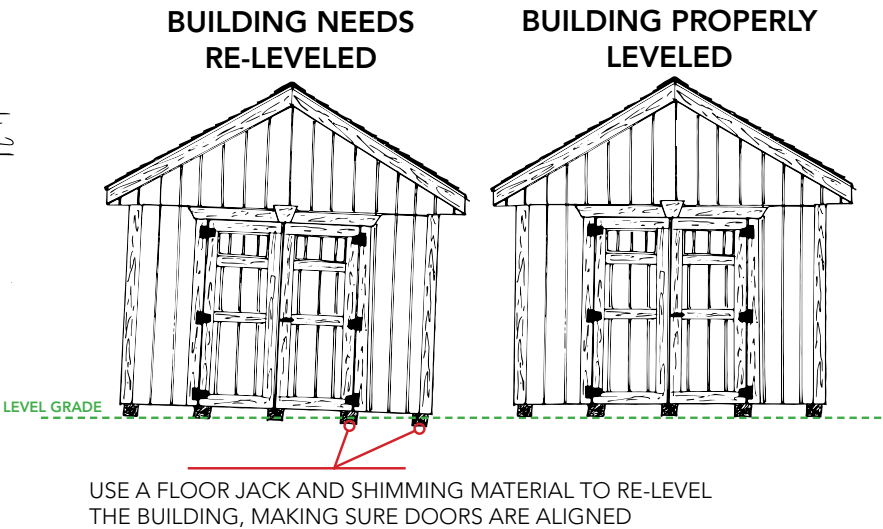


Carry Charges

Every building site is different, one of the challenges of construction is how close to the building site we can drive too. For your convenience, we include a fifty foot carry allowance in the pricing for buildings 14'-16' wide. For buildings 8'-12', we include one hundred feet free. Over those distances the crew will charge \$1.00 per foot over the allowed distance.

**Carry Charges Are Paid To The Crew Directly*

DOOR ALIGNMENT

A level site is critical for the proper functioning of your doors. If a site or foundation settles or shifts, it may require you to re-level your building. If you are unable to do this yourself, Weaver Barns offers a re-leveling service for an assessed fee.




TO SEE A VIDEO DEMONSTRATION VISIT OUR WEBSITE
WWW.WEAVERBARN.COM

MAINTENANCE GUIDE

Regular maintenance is key for the longevity of your structure. An annual inspection and appropriate maintenance can dramatically increase the life of your structure.

- ARE MY DOORS LEVEL?
- WHAT IS THE CONDITION OF MY PAINT OR STAIN?
- ARE THERE ANY SHINGLES MISSING OR BROKEN
- HAVE I CHECKED THE BOTTOM OF MY SIDING FOR EXPOSURE
- HAVE I CHECKED THE BOTTOM OF MY DOORS FOR EXPOSURE

IMPORTANT AREAS TO CHECK



WARRANTY



7 YEAR LIMITED WARRANTY - SIGNATURE SIDINGS

IF ANYTHING GOES WRONG OR IF WE DID SOMETHING WRONG WE WILL TAKE CARE OF IT

EXCLUSIONS

ACTS OF GOD, IMPROPER MAINTENANCE, USER DAMAGE, PAINT & STAIN,
SEASONAL SETTling, SHINGLE BLOW-OFFS DUE TO WIND

2 YEAR LIMITED WARRANTY - BACKYARD BASICS

IF ANYTHING GOES WRONG OR IF WE DID SOMETHING WRONG WE WILL TAKE CARE OF IT

EXCLUSIONS

ACTS OF GOD, IMPROPER MAINTENANCE, USER DAMAGE, PAINT & STAIN,
SEASONAL SETTling, SHINGLE BLOW-OFFS DUE TO WIND

LEVELING

Due to the weight of your building, natural settling may occur over a period of time and it may become necessary to re-level the building. This limited warranty does not include re-leveling. WEAVER BARNS will provide this service for a reasonable fee.



Weaver Barns *ltd.*

1696 State Route 39 • Sugarcreek, OH • 44681
Phone 330.852.2103 • Fax 330.852.7804 • info@weaverbarns.com

PAINT & STAIN WARRANTY

12 MONTH APPLICATION WARRANTY

Weaver Barns warranties any application of stain or paint for a period of 12 months starting from the delivery date of a structure. The warranty covers defective product, or incorrect application of product.

**excludes display units, non-stock paint or stain brands*

**Weaver Barns is not liable for product failure outside the one year application warranty. Please contact Haley Paints. (800) 390-6204*

PAINT



HALEY PAINT RAINCOAT LOW LUSTER ACRYLIC

Realistic Life Expectancy

Pine Siding 5-7 Years

LP Smartside Products 7-10 Years

*MANUFACTURER PAINT PRODUCT LIMITED WARRANTY

Haley offers a 10 year non-fade and 25 year adhesion promise.

STAIN



HALEY PAINT WILDERNESS URETHANE 153

Realistic Life Expectancy

Pine Siding/ Timbers 3-5 Years

LP Smartside Products 5-7 Years

*MANUFACTURER STAIN PRODUCT LIMITED WARRANTY

Haley offers a 5 year warranty on two-coat applications

REORDER PAINT & STAIN
Weaver Barns - 888289-4940
www.weaverbarns.com

2024

CUSTOMER HANDOUT